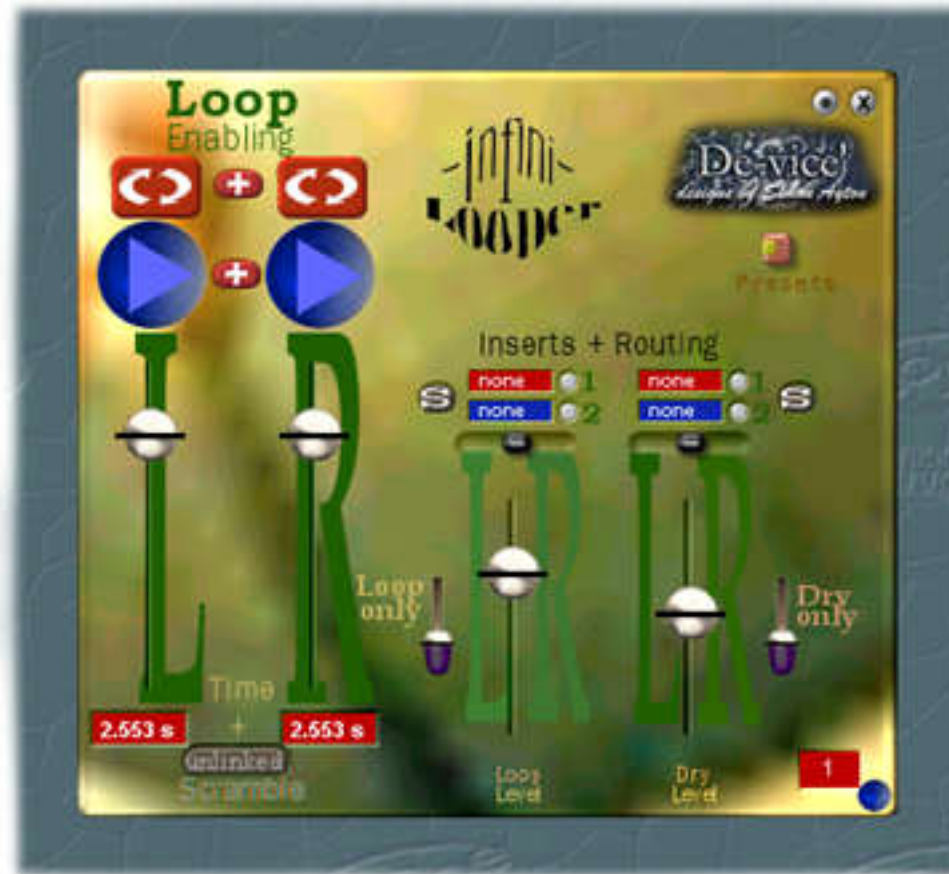


Infini Looper

User's Manual



Infini Looper Effect for Pulsar/SCOPE

copyright 1999-2004 Simon Ayton

Version 2.0



SETPOINT

Welcome!
Layout
Loop Enabling
Mixer Section
Inserts + Routing
Mono Version

Welcome!

Hello and welcome to the manual for the Infini Looper designed by Simon Ayton @ De-Vice'.

A totally new type of Pulsar/SCOPE effect, the Infini Looper is a cyclic recorder which is based on a clever network of delay units.

Use the Infini Looper as an insert or stand alone effect.

It is a dual mono/stereo device so can also be used on mono or stereo channels of the Big Mixers in Pulsar/SCOPE.

You can create very strange, ambient loops of up to 10 seconds by constantly varying the record time for each new pass or if you know the exact length of the sample you want to loop, you can simply type in the value or adjust the faders to that time.

Each channel is independent and the mixer section lets you insert into the 'DRY' or 'EFX' sections, any Pulsar/SCOPE effect from your arsenal of favourites giving them full MIDI control!..


Try inserting the 'De-Vice'-Robostrobe', 'fiLtheR' or even an 'Insert Rack' for the ultimate, custom effector! (shameless plug...)

Like all De-Vice' designs, the 'Infini Looper' was designed for hands on playability, so every single control is MIDIABLE...even the record and play switches unlike most Pulsar/SCOPE effects. This is thanks to custom designed controls.

Have fun and be sure to experiment, and check out the other great plug-ins available from www.deviceplug-ins.com

Simon Ayton
De-Vice'

Main Surface Layout



Click any area!








Loop



Enabling

'Loop Enabling' is where you set the length and record your loops.

The  buttons prepare the channels to record and also clear the loops when the  button is visible.  links these controls together.

Move the faders or type in the desired record time and when ready, press the  button to enable record of the channel. When done press the  button. This will return it to play mode. You can link the channels and also punch in and out of record replacing sections of the loop as you go.

Clear the recording by switching the  button to 

It will take the length of the recording to erase the loop.



Mixer Section



Adjust your left and right 'Loop' and 'Dry' levels here.

Here you have volume and pan controls for the 'loop' and the direct or 'Dry' signals. These channels are stereo.

Double clicking the pan controls will return them to the middle.

The 'Loop only' and 'Dry only' switches are operated by clicking and dragging up and down like a fader and effectively act as 'Solo' controls so you can isolate each channel. This allows you to switch quickly between the 'Dry' and 'Loop' sections instantly.

Set the Infini Looper's MIDI receive channel in the bottom right corner.



Inserts + Routing



Two effects can be inserted into either the 'Loop' and 'Dry' mixer sections.

Drag any Pulsar/SCOPE insert effects onto the 'Drop Fields' and double click the effect to adjust it.

Turn on the effect with the small button to the right of the 'Drop Field'.

You can determine how the effects will be connected via the **S** and **P** buttons.

In the series mode **S** the signal will pass through effect '1' then into effect '2'.

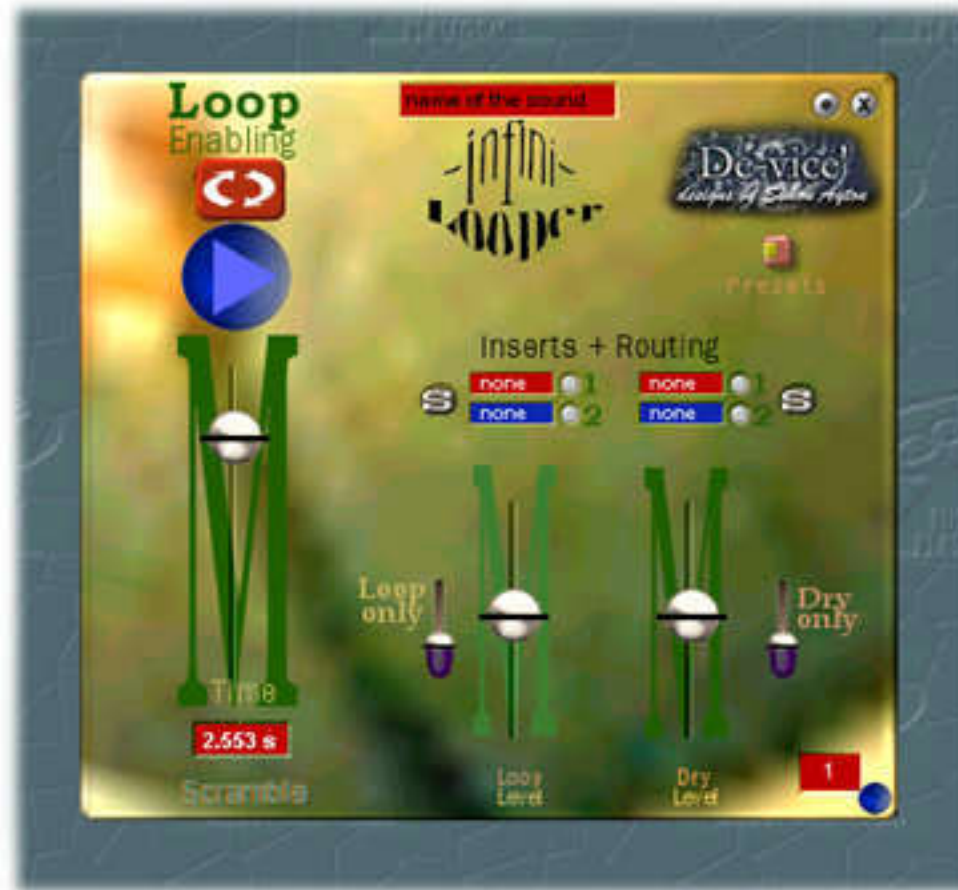
In the parallel mode **P** each effect is independent of the other and are only combined at the output stage of the mixer.

This way, you can 'Delay a 'Reverb' effect or simply 'Pitchshift' and 'EQ' seperately.

Insert a "Creamware" 'Insert Rack' effect to expand the amount of effects you can use at ounce.



Mono Version



Mono version including 'scribble strip'.
This version uses half the system resources of the stereo version.



Boring legal stuff

Simon Ayton and De-Vice' reserve the right to change the design and operation of all products at anytime to further enhance performance and efficiency.

Simon Ayton and De-Vice' are not responsible for damage to person or equipment whilst using these products and copy or distribution without prior consent from De-Vice' or Simon Ayton is illegal.
All rights reserved Simon Ayton + De-Vice' 2001-2004
support@deviceplug-ins.com.com
<http://www.deviceplug-ins.com>